



This report aids you in reporting assessment information grouped by your professional or accreditation standards. Please choose the standard and your assessment results will be reported by criteria.

Order: 49766 > 2021-22 ACUI/Benchworks College Union/Student Center Assessment

Population: Western Oregon University > All Respondents (no filter selected) **(543 responses)**

Report Selections [Close](#)

Standard: CAS - Council for the Advancement of Standards Program Criteria, Updated August 2009 ▼

Criteria: All Criteria ▼

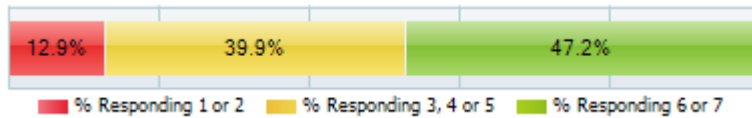
Mean Frequency

Show up to 25 ▼ Criteria per Report Page

Report Page 1 of 1

CAS Program Criteria 1: Knowledge acquisition, integration, construction, and application

Q066. Overall, to what degree: To what extent do College Union activities enhance your overall educational experience?

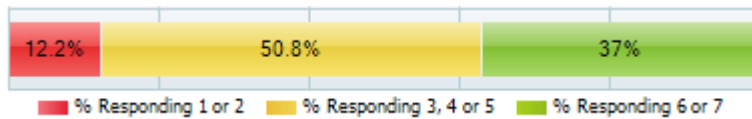


Key Text	N (%N)
(1) Not at all	10 (6.1%)
(2)	11 (6.7%)
(3)	14 (8.6%)
(4) Moderately	28 (17.2%)
(5)	23 (14.1%)
(6)	39 (23.9%)
(7) Extremely	38 (23.3%)

% Resp = 30.0 %
N = 163
Mean = 4.91
Std Dev = 1.81

CAS Program Criteria 4: Interpersonal competence

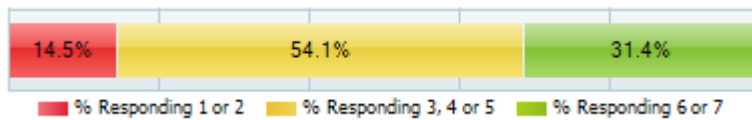
Q030. To what extent do the College Union activities: Enhance ability to interact socially



Key Text	N (%N)
(1) Not at all	12 (6.3%)
(2)	11 (5.8%)
(3)	23 (12.2%)
(4) Moderately	38 (20.1%)
(5)	35 (18.5%)
(6)	40 (21.2%)
(7) Extremely	30 (15.9%)

% Resp = 34.8 %
N = 189
Mean = 4.66
Std Dev = 1.72

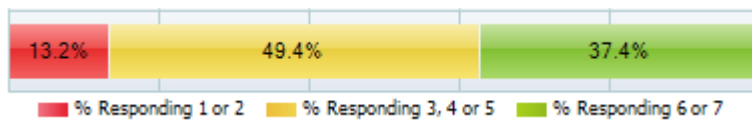
Q032. To what extent do the College Union activities: Provide leadership training



Key Text	N (%N)
(1) Not at all	12 (7%)
(2)	13 (7.6%)
(3)	17 (9.9%)
(4) Moderately	48 (27.9%)
(5)	28 (16.3%)
(6)	31 (18%)
(7) Extremely	23 (13.4%)

% Resp = 31.7 %
N = 172
Mean = 4.47
Std Dev = 1.70

Q033. To what extent do the College Union activities: Provide opportunities for you to assume a leadership role

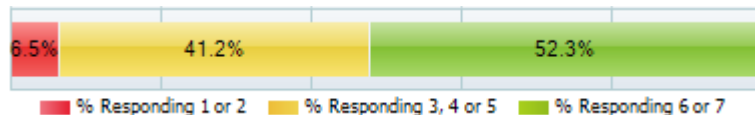


Key Text	N (%N)
(1) Not at all	11 (6.3%)
(2)	12 (6.9%)
(3)	16 (9.2%)
(4) Moderately	44 (25.3%)
(5)	26 (14.9%)
(6)	34 (19.5%)
(7) Extremely	31 (17.8%)

% Resp = 32.0 %
N = 174
Mean = 4.66
Std Dev = 1.74

CAS Program Criteria 5: Humanitarianism and civic engagement

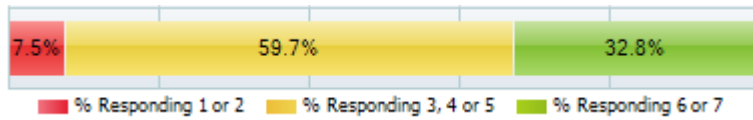
Q011. Learning and Environment - How satisfied are you with the extent to which the College Union: Promotes a sense of community on campus



Key Text	N (%N)
(1) Very dissatisfied	6 (3%)
(2) Moderately dissatisfied	7 (3.5%)
(3) Slightly dissatisfied	12 (6%)
(4) Neutral	33 (16.6%)
(5) Slightly satisfied	37 (18.6%)
(6) Moderately satisfied	47 (23.6%)
(7) Very satisfied	57 (28.6%)

% Resp = 36.7 %
N = 199
Mean = 5.30
Std Dev = 1.58

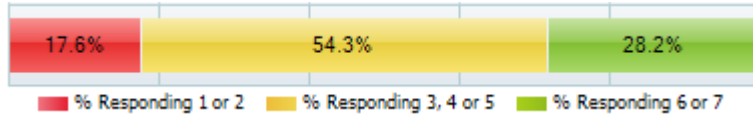
Q028. To what extent do the College Union activities: Expand understanding of others whose backgrounds differ from yours



Key Text	N (%N)
(1) Not at all	8 (4.3%)
(2)	6 (3.2%)
(3)	9 (4.8%)
(4) Moderately	61 (32.8%)
(5)	41 (22%)
(6)	35 (18.8%)
(7) Extremely	26 (14%)

% Resp = 34.3 %
N = 186
Mean = 4.77
Std Dev = 1.48

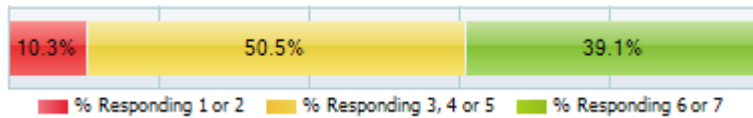
Q029. To what extent do the College Union activities: Expand understanding of your role as a citizen of the college community



Key Text	N (%N)
(1) Not at all	14 (7.4%)
(2)	19 (10.1%)
(3)	17 (9%)
(4) Moderately	49 (26.1%)
(5)	36 (19.1%)
(6)	30 (16%)
(7) Extremely	23 (12.2%)

% Resp = 34.6 %
N = 188
Mean = 4.36
Std Dev = 1.72

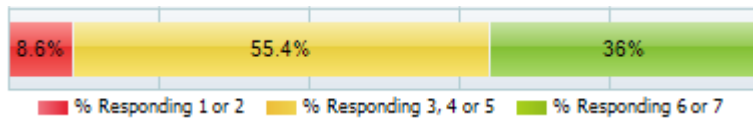
Q031. To what extent do the College Union activities: Expose you to new and different ideas



Key Text	N (%N)
(1) Not at all	8 (4.3%)
(2)	11 (6%)
(3)	18 (9.8%)
(4) Moderately	36 (19.6%)
(5)	39 (21.2%)
(6)	43 (23.4%)
(7) Extremely	29 (15.8%)

% Resp = 33.9 %
N = 184
Mean = 4.80
Std Dev = 1.63

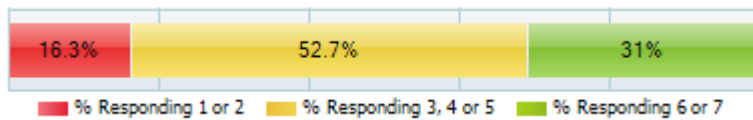
Q034. To what extent do the College Union activities: Enhance your appreciation of the arts



Key Text	N (%N)
(1) Not at all	6 (3.2%)
(2)	10 (5.4%)
(3)	15 (8.1%)
(4) Moderately	53 (28.5%)
(5)	35 (18.8%)
(6)	35 (18.8%)
(7) Extremely	32 (17.2%)

% Resp = 34.3 %
N = 186
Mean = 4.80
Std Dev = 1.56

Q035. To what extent do the College Union activities: Enhance your appreciation of the value of volunteerism



Key Text	N (%N)
(1) Not at all	16 (8.7%)
(2)	14 (7.6%)
(3)	17 (9.2%)
(4) Moderately	45 (24.5%)
(5)	35 (19%)
(6)	33 (17.9%)
(7) Extremely	24 (13%)

% Resp = 33.9 %
N = 184
Mean = 4.43
Std Dev = 1.75

Show up to 25 Criteria per Report Page

Report Page 1 of 1

[back to top](#)