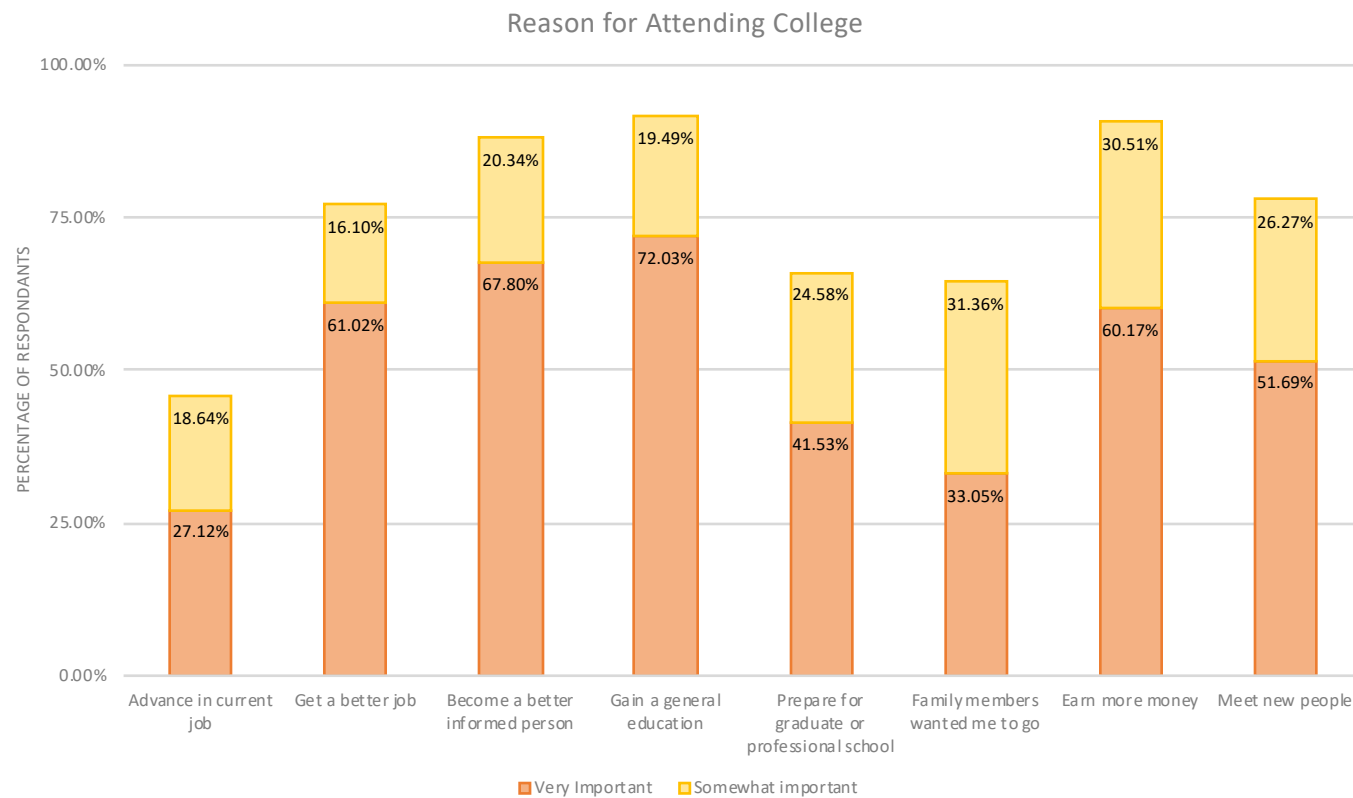


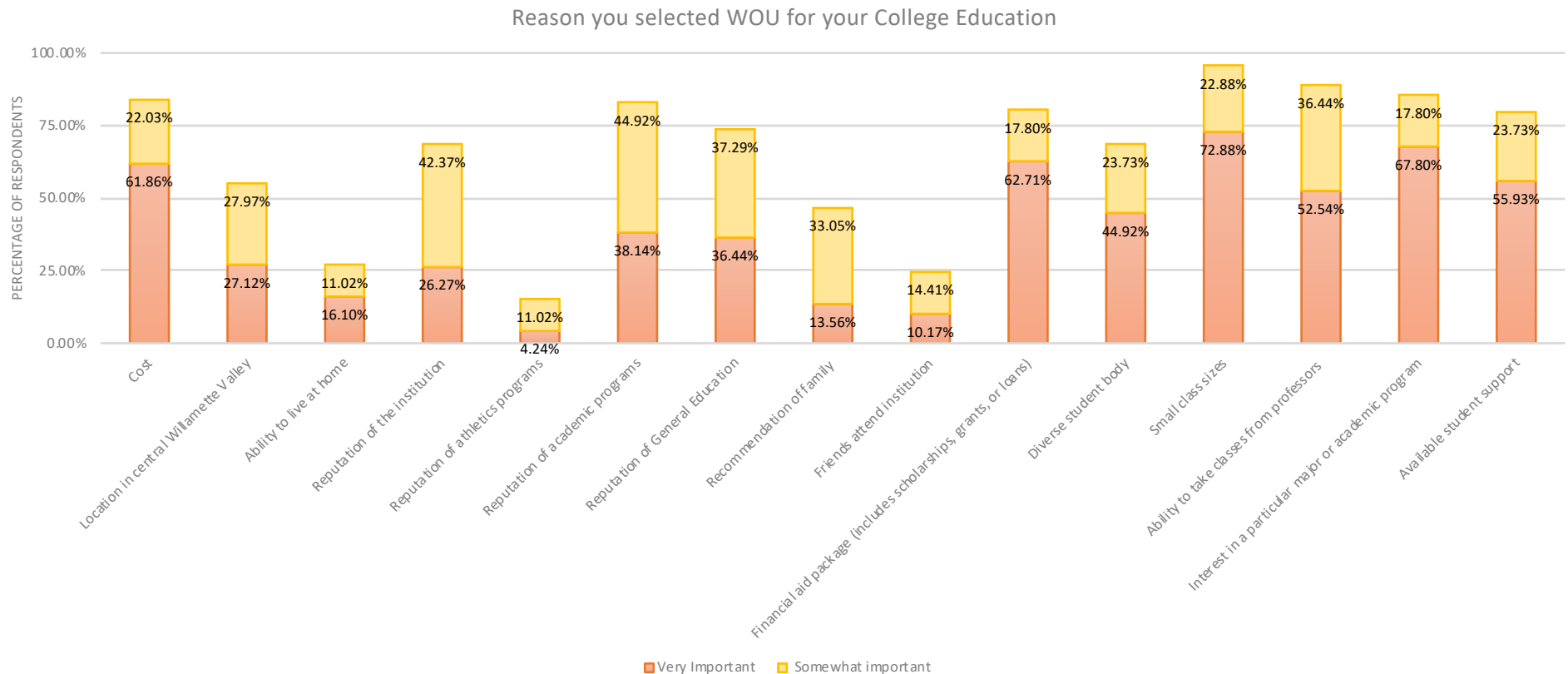
General Education Developmental Survey Overview

During the first two weeks of the term, all students registered in FYS 107 were invited to complete a developmental survey to provide a snapshot of our incoming students as they begin General Education at WOU. The survey return rate was about 40% or 118 students. We'll be inviting students who did not yet complete a survey in a second data collection attempt and will be repeating our surveys with FYS 107 students each term; by the end of the year we hope to have given every incoming first-time student a chance to provide their information.

“Gain a general education” (92%) was the top very or somewhat important reason they had for coming to college, followed by “Earn more money”(91/%) and “Become a better-informed person” (88%).

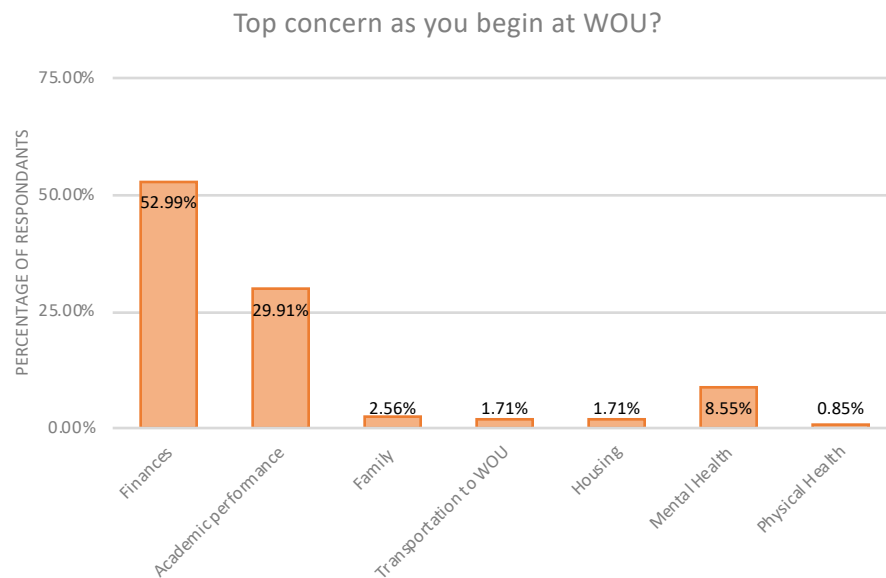


Small class sizes (96%), interest in specific academic programs (86%), and cost (84%) were the top three reasons students indicated as very or somewhat important reasons they chose WOU.



Over a quarter of respondents are identifying as Education majors, followed by about 10% Psychology and around 8% each in Computer Science and Criminal Justice and 7 % in American Sign Language to round out the top five intended choices. Exploratory majors make up about 8% of respondents.

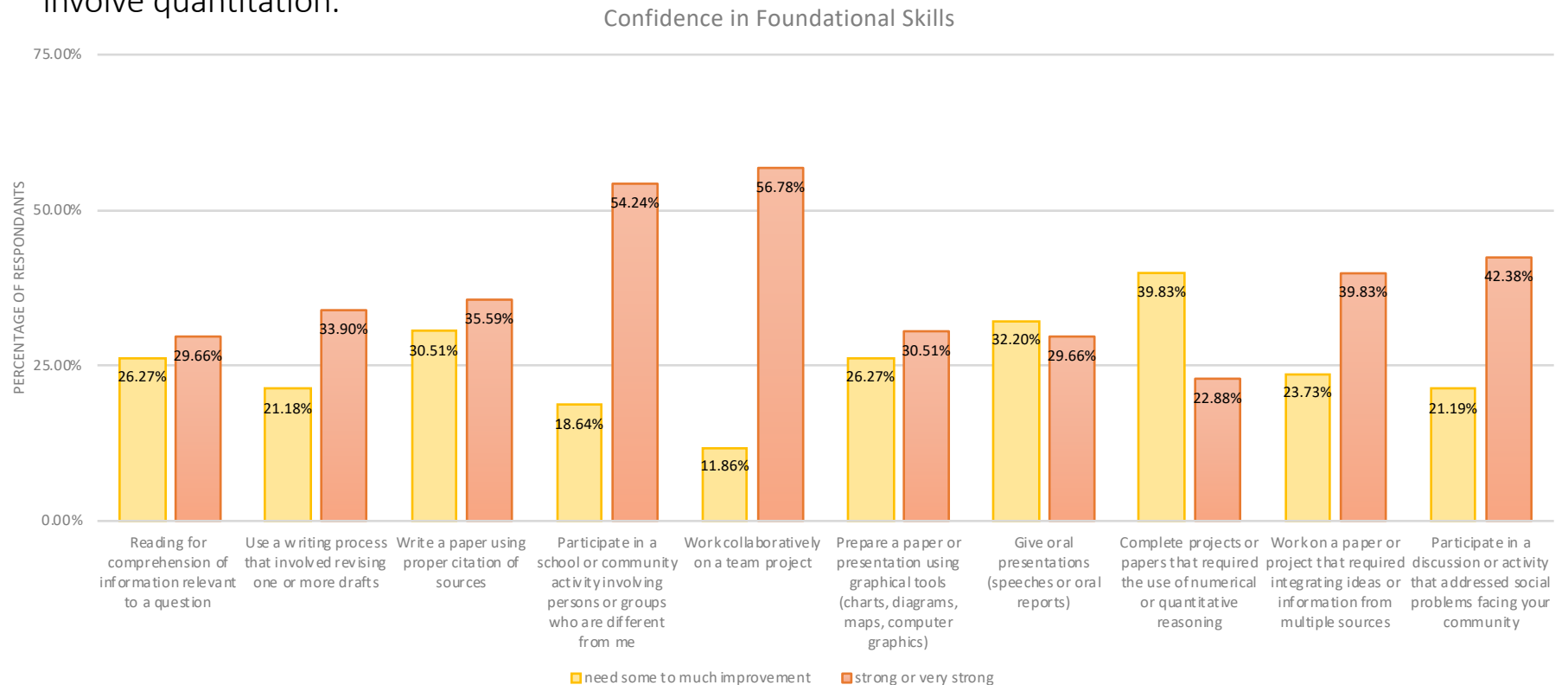
Finances are the top worry (53%) they have about entering college. Only 3% of them are not on some form of financial aid and 72% of them are working at least part time to help pay for their schooling. 43% of respondents were planning to work between 1-15 hours per week of work and 20% of respondents were planning to work between 16-20 hours per week. Only 2% of respondents were planning to work full time.



30% of respondents identified their academic performance as their top worry. A proportion of our students (10%) do not have access to a computer at home.

Most of our incoming students reported having multiple opportunities to engage in reading and writing practice prior to coming to college, but less than half reported having multiple opportunities to engage in practice with quantitation and graphical representation of information.

They are most confident about collaborating on projects and working with others who are different from them. They are least confident about giving oral presentations and engaging in projects that involve quantitation.



Nearly all of the responding students (99%) were able to register for a First Year Seminar at a time that was a good fit for them, and 86.5% were also able to register for a topic that interested them. Most of them got advising around Gen Ed at SOAR (51%) or via the Student Enrichment Program (17%).

The majority of them feel like they understand their major (80%) and General Education requirements (75%) fairly well or very well.

The student services that had the greatest impact on their interest in WOU were multicultural student services and SEP/TRiO.

Top Student Services influencing your decision to attend WOU

