

# COVID-19 Project

## Data Brief

### County Rankings of Incidence in the Last Week

Polk: 25th (was 25th)

Marion: 14th (was 12th)

\*Out of 36 Counties; 1st = highest incidence



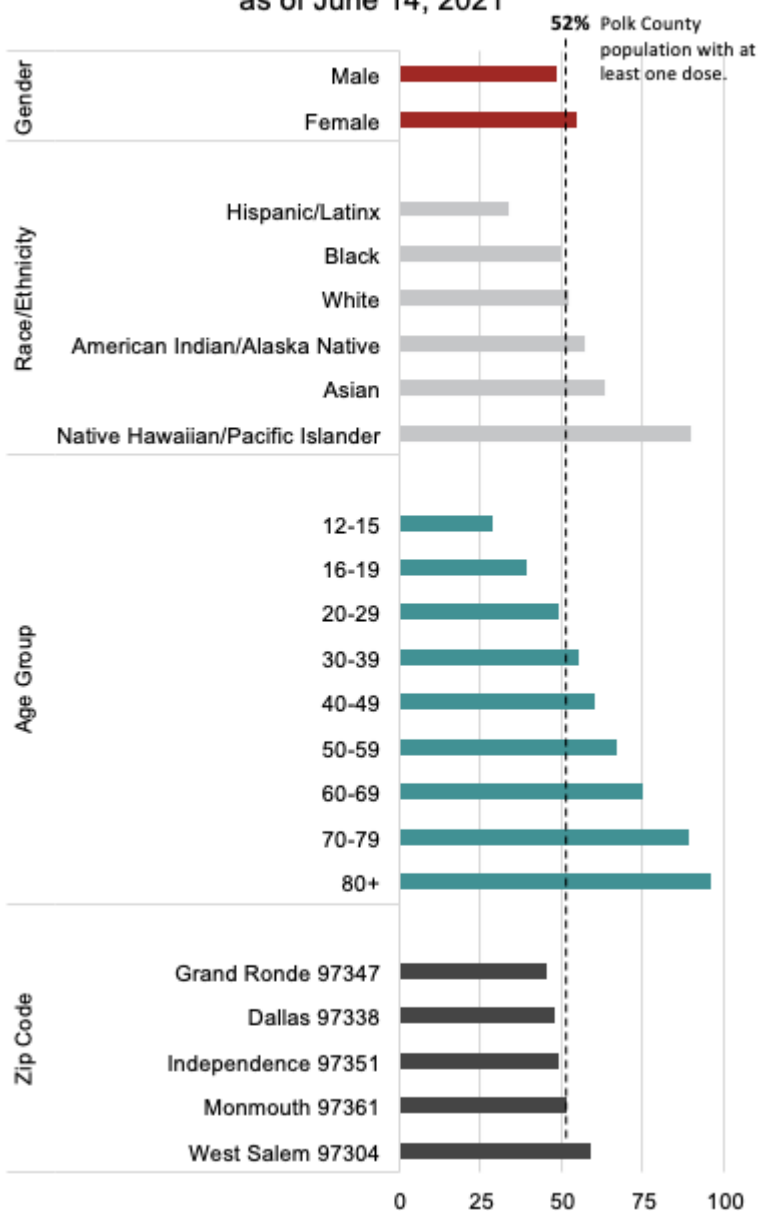
Cumulative Case Numbers:  
Oregon: 205,030 • Polk: 3,937 • Marion: 23,358

Individuals Currently Being Traced by WOU  
Contact Tracing Team: **46**

As of 8:00am 6/14 (Last Week: 48)



Percentage Vaccinated\* by Demographic  
Characteristic in Polk County, Oregon  
as of June 14, 2021



\* Calculated based on total population of each characteristic with at least one vaccine dose.

Data Source: OHA

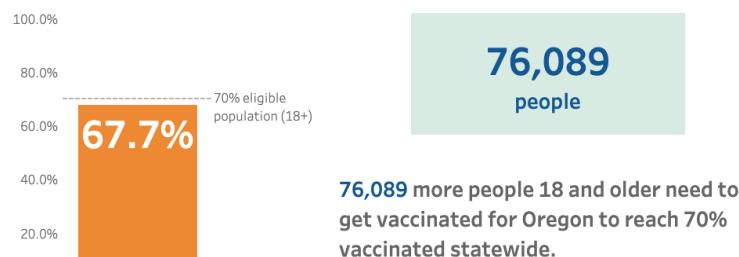
### Main Takeaways from Vaccination Visual

- This graph shows how each demographic compares to the total population of Polk County with at least one dose (52%).
- Females have higher vaccination rates than males (55% vs 48%).
- Native Hawaiian/Pacific Islanders are the most highly vaccinated race/ethnicity in Polk County (90%).
- Individuals ages 80+ are the most vaccinated (96%); vaccinations decrease with age.
- West Salem is the most vaccinated area (59%).

### Polk County Vaccine Update:

- As of June 14, 63.3% of the 16+ population has received at least one dose.
- We are 1.7% (about 1,425 people) away from the target of 65% to move into Low Risk.
- See our current risk category and weekly case counts [here](#).
- Drop ins are still welcome at the [WOU Clinic!](#)

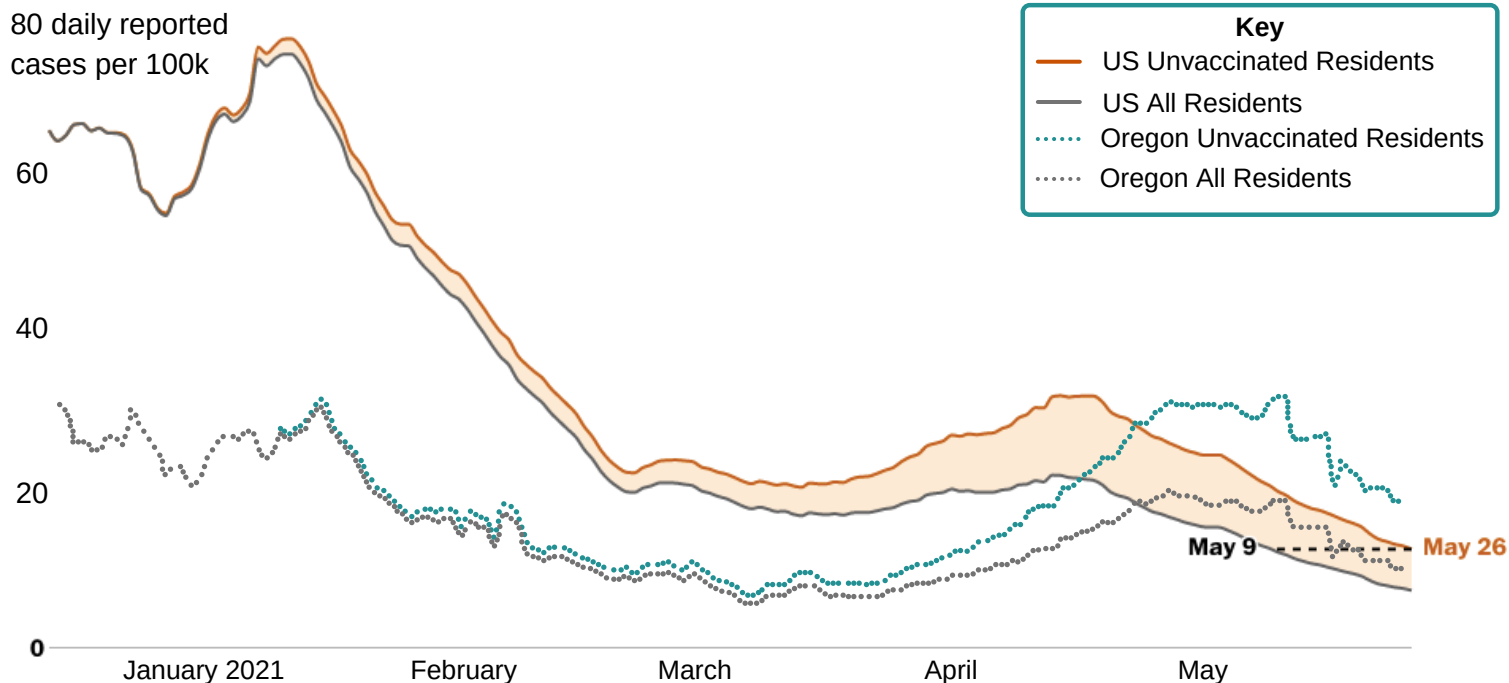
### Oregon Vaccine Metrics Governor's Goal



76,089 more people 18 and older need to get vaccinated for Oregon to reach 70% vaccinated statewide.

Source: OHA

### United States Case Rates for Unvaccinated vs. All Residents



As vaccination rates increase, case rates have split--the spring peaks were higher for unvaccinated individuals in both US (solid orange line) and Oregon (dotted turquoise line) compared to the general population. Even now, while case numbers are decreasing overall, they are not decreasing as quickly among unvaccinated people. In May, the [OHA reported](#) that 98% of COVID-19 cases occurred among the unvaccinated or partially vaccinated population.

#### 2021 Grad Spotlight

Queenie Love Agbayani, a member of our data brief team, graduated on June 12th!



"Amidst the pandemic I've learned to not be discouraged and to look at things in a positive manner. In the face of adversity, we've banded together as a community, to persevere."

#### COVID-19 Variants

You may have noticed that new names are being used for virus variants. Instead of using complex strings of code, or stigmatizing geographical areas, the Greek alphabet offers neutral names for 'variants of concern'.

Previous Variant Name	Greek Name	Country of Origin
B.1.1.7	Alpha	UK
B.1.351	Beta	South Africa
P.1	Gamma	Brazil
B.1.617.2	Delta	India