

COVID-19 Project

Data Brief

County Rankings of Incidence in the Last Week

Polk: 19th (was 11th)

Marion: 15th (was 14th)

*Out of 36 Counties; 1st = highest incidence



Cumulative Case Numbers:

Oregon: 157,350 • Polk: 3,096 • Marion: 18,640

Individuals Currently Being Traced by WOU

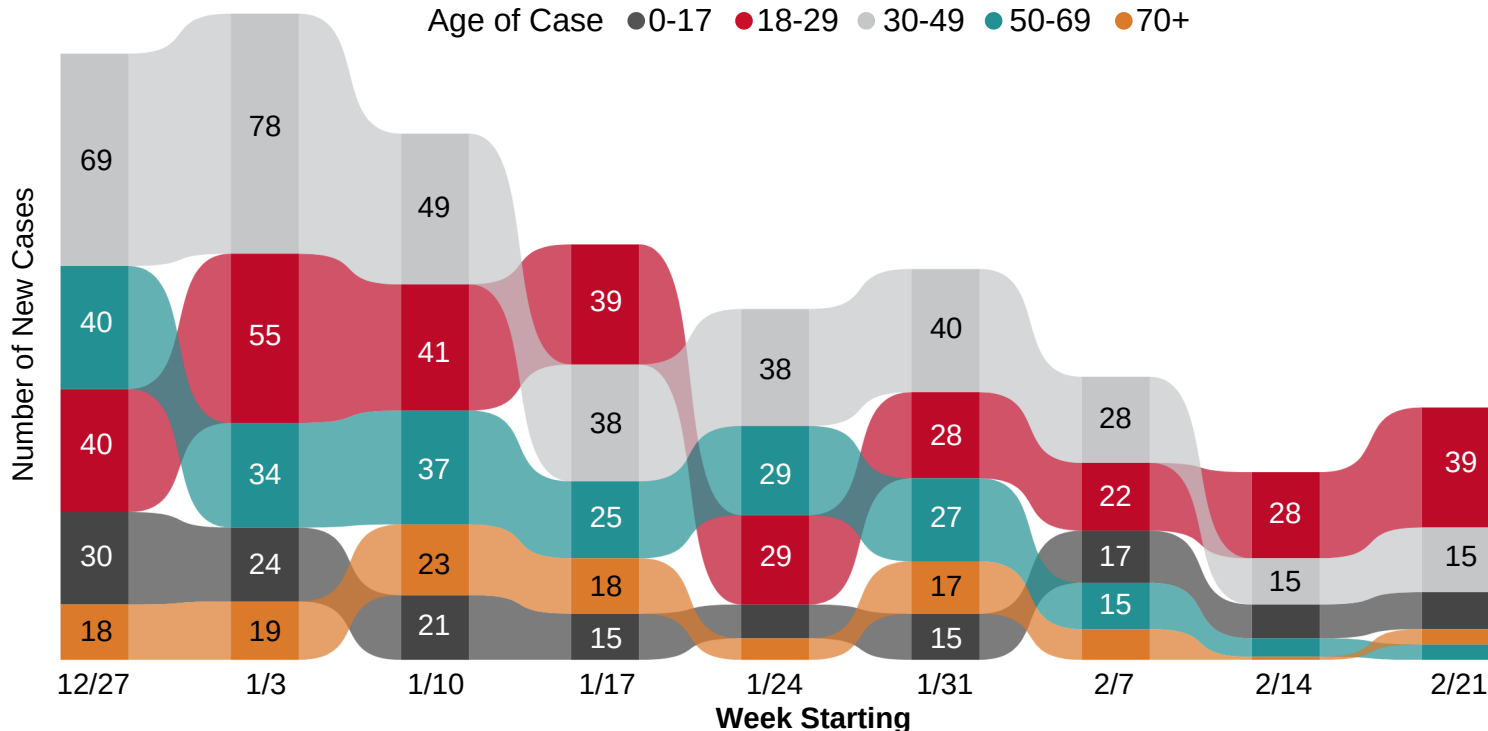
Contact Tracing Team: **50**

As of 8:00am 3/8 (Last Week: 107)



COVID-19 Cases by Age Group in Polk County, Oregon: December 27, 2020 - February 27, 2021

Age of Case ● 0-17 ● 18-29 ● 30-49 ● 50-69 ● 70+



Data Source: OPERA, OHA's COVID-19 cases database

Main Takeaways from our Ribbon Graph

This ribbon graph shows the age distribution of COVID-19 cases over time. The different age groups are displayed in different colors.

The age group with the largest number of cases is shown at the top of the graph during each week.

- The 30-49 age group has led with the majority of cases through most of this year.
- Case numbers in the 70+ age group have stayed consistently low.
- Individuals ages 18-29 represent the second-highest overall number of cases but have taken the lead since mid-February.

Polk County Vaccine Update:

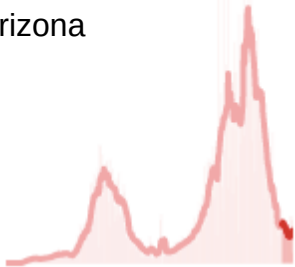
- 21.4% of the population have received at least one shot, ranking 3rd in Oregon
- Newly eligible as of 3/1: Ages 65+
- For appointments, visit [Salem Health](#) or look for availability at local pharmacies: [Safeway](#) and [Walgreens](#).
- For more details on if/when you are eligible, please visit the OHA [Sequencing Infographic](#).

COVID-19 in the United States

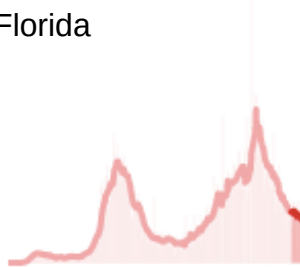
Cases per 100,000 by selected states, March 1, 2020-March 7, 2021

Where New Cases are Higher and Staying High:

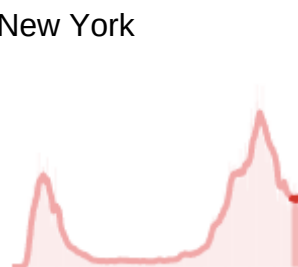
Arizona



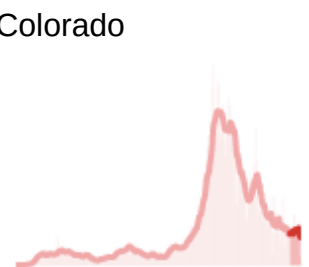
Florida



New York

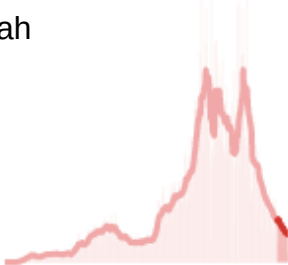


Colorado

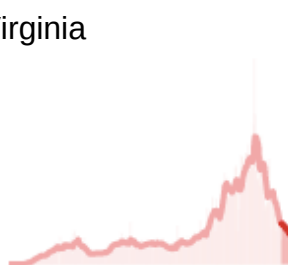


Where New Cases are Higher and Going Down:

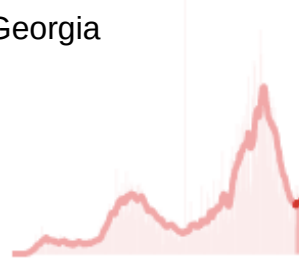
Utah



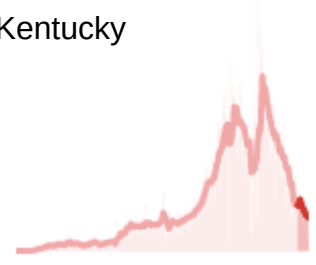
Virginia



Georgia

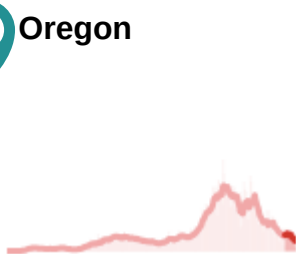


Kentucky

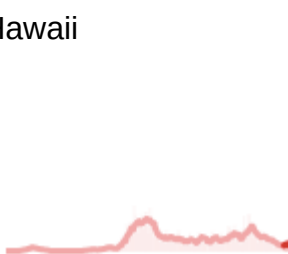


Where New Cases are Lower and Staying Low:

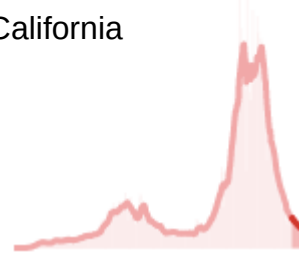
 Oregon



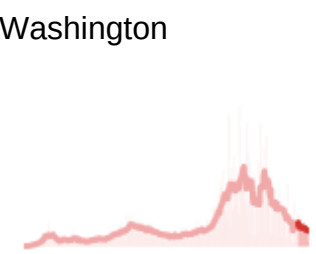
Hawaii



California



Washington



Oregon in Context

While Oregon experienced a surge in cases throughout December and January, the graphs above put our overall trajectory into context. Oregon has the 4th lowest COVID-19 case rate in the United States--behind Hawaii, Vermont, and Maine.

National Vaccine Update

On February 27th, the FDA issued an Emergency Use Authorization for the Johnson & Johnson vaccine.

- **Efficacy:** Varies from 72% in the United States to 66% in Latin America, and 57% in South Africa.
- **One-Dose:** Logistically the benefits are clear: we can vaccinate more people in a shorter period of time.
 - No need to clog up the vaccine centers with people getting their second doses — it's one and done.
- **Storage Temperature:** Can be stored for at least three months in most standard refrigerators, meaning it can be distributed much more broadly to primary care clinics and pharmacies.