

# WOU Community Health + Polk County COVID-19 Project

## Data Brief

November 16, 2020

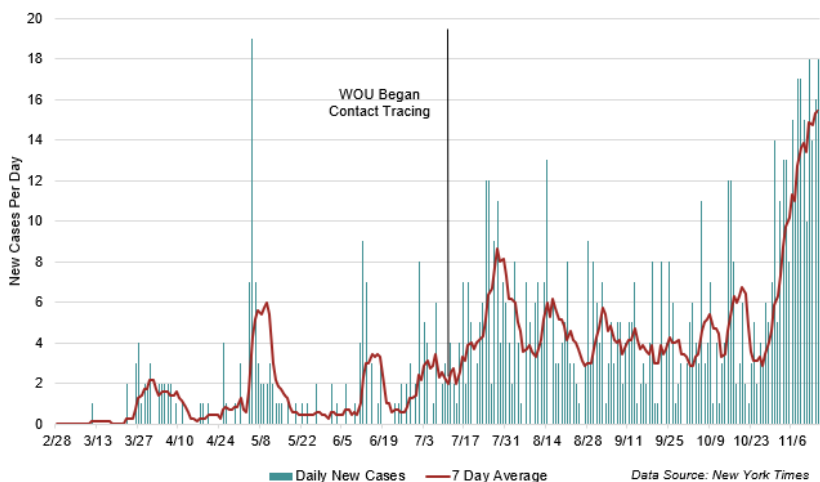
### County Rankings of Incidence in the Last Week

Polk: 18th (was 16th)

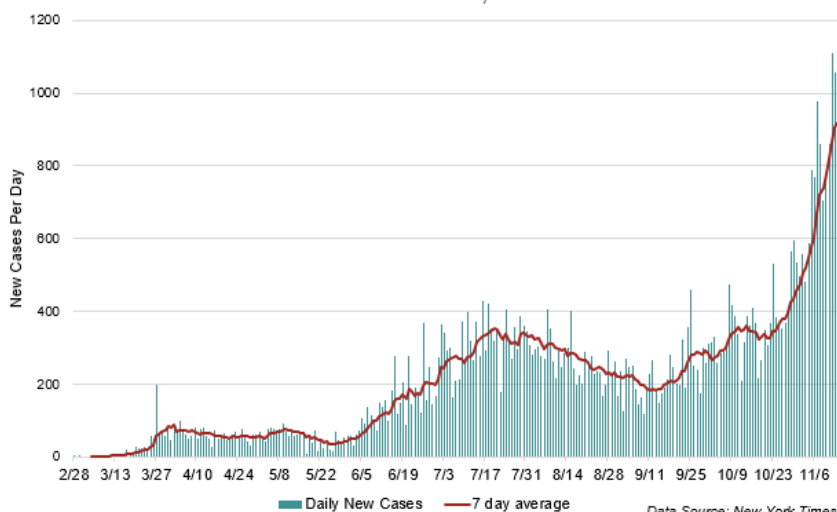
Marion: 8th (was 8th)

\*Out of 36 Counties

Daily New Cases of COVID-19, Polk County, Oregon  
as of November 15, 2020



Daily New Cases of COVID-19, Oregon  
as of November 15, 2020



• **New OHA Face Shield Guidance:** [Plastic face shields](#) are not recommended to be worn without an additional face covering. Face shields block respiratory droplets from landing on the face, but do not protect against aerosols which can go around the shield.

Data Brief Produced by: Maddie Dirren, Adam Chynoweth, Queenie Love Agbayani, Jenny Leon-Perez, Dr. Emily Vala-Haynes, Dr. Megan Patton-Lopez, Dr. Leanne Cusack

### Cumulative Case Numbers:

Oregon: 56,880 • Polk: 891 • Marion 7,500

Individuals Currently Being Traced by WOU  
Contact Tracing Team: **298**  
(Last Week: 151)

**UPDATE!** Governor Brown places the state on freeze:

### What's affected by the two-week freeze starting Wednesday, Nov. 18

 <b>Gyms and fitness centers</b>	Closed
 <b>Indoor and outdoor recreational facilities like museums, pools and zoos</b>	Closed
 <b>Venues that host indoor and outdoor events</b>	Closed
 <b>Restaurants and bars</b>	Takeout only
 <b>Long term care facilities</b>	Outdoor visitations only
 <b>Grocery stores, pharmacies, retail stores and malls</b>	Limited to 75% of maximum capacity with curbside pick up encouraged
 <b>Offices</b>	Mandate work-from-home to the greatest extent possible and close buildings to the public
 <b>Indoor and outdoor social gatherings</b>	No more than 6 people total and no more than 2 households present
 <b>Faith based organizations and gatherings</b>	No more than 25 people indoors and 50 people outdoors

The freeze does not change current protocols for personal services (such as barber shops, hair salons, and non-medical massage therapy), congregate homeless sheltering, outdoor recreation and sports, youth programs, childcare, K-12 schools, K-12 sports currently allowed, current Division 1 and professional athletics exemptions, and higher education.

For more information visit  
[healthoregon.org/coronavirus](http://healthoregon.org/coronavirus) or call 211

**Oregon**  
Health  
Authority



Community Health

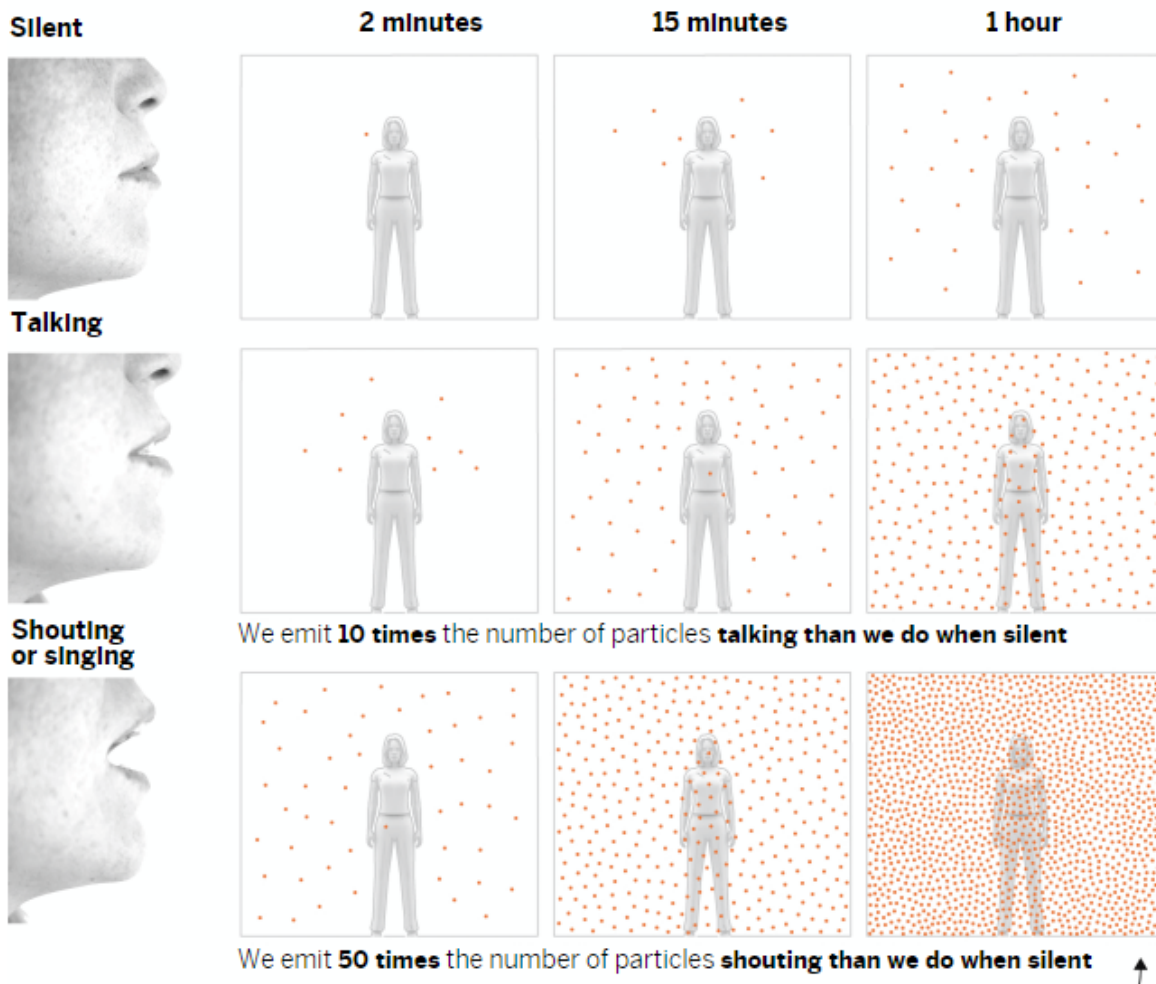


### Aerosol Transmission of COVID-19

\*Each orange dot represents a dose of respiratory particles capable of infecting someone if inhaled.

\*\*If shouting or singing in a closed space for an hour, a person with COVID-19 releases 1,500 infectious doses.

Image Source: El Pais  
Data Source: CIRES,  
University of Colorado Boulder



### Vaccine Update

Two companies have announced promising preliminary results of their Phase 3 Clinical Trials: Pfizer's vaccine shows 90% (based on 94 cases) efficacy, and Moderna's vaccine shows 94.5% (based on 95 cases) efficacy.

This far exceeds the FDA requirements for efficacy (50%). The trials are ongoing, and must reach at least 150 cases and provide two months of safety data in order for companies to seek Emergency Use Authorization from the FDA.

### Top 5 Countries and States With the Highest 7 Day Average Incidence per 100,000

Country	7 Day Average Incidence per 100K (Average # of New Cases in the Past 7 Days)	State	7 Day Average Incidence per 100K (Average # of New Cases in the Past 7 Days)
Montenegro	100 (624)	North Dakota	178 (1,356)
Luxembourg	97 (589)	South Dakota	161 (1,425)
Andorra	91 (70)	Iowa	143 (4,390)
San Marino	89 (30)	Wyoming	128 (741)
Georgia	83 (3,132)	Wisconsin	118 (6,859)
United States	45 (150,265)	Oregon	22 (919)

\*Incidence is calculated using the number of new cases divided by the total population